

# Special Services

Board Presentation  
November 2, 2021

# Special Services Overview

- Special Education
- Health Services
- McKinney-Vento / Foster Youth
- Section 504

# OSPI Equity Statement:

Each student, family, and community possesses strengths and cultural knowledge that benefit their peers, educators, and schools.

Ensuring educational equity:

- Goes beyond equality; it requires education leaders to examine the ways current policies and practices result in disparate outcomes for our students of color, students living in poverty, students receiving special education and English Learner services, students who identify as LGBTQ+, and highly mobile student populations.
- **Requires education leaders to develop an understanding of historical contexts; engage students, families, and community representatives as partners in decision-making; and actively dismantle systemic barriers, replacing them with policies and practices that ensure all students have access to the instruction and support they need to succeed in our schools.**

+

•

○

# Special Education

# Special Education

- 13.44% of WA students pre-K-12+ are in special education
- Washingtonians with disabilities are employed at less than half the rate of people without disabilities
- 36.8% of working age individuals with disabilities are employed, compared to 76.4% of people without disabilities

*Source: Washington State Division of Vocational Rehabilitation. (2017).*

# Special Education - Demographics

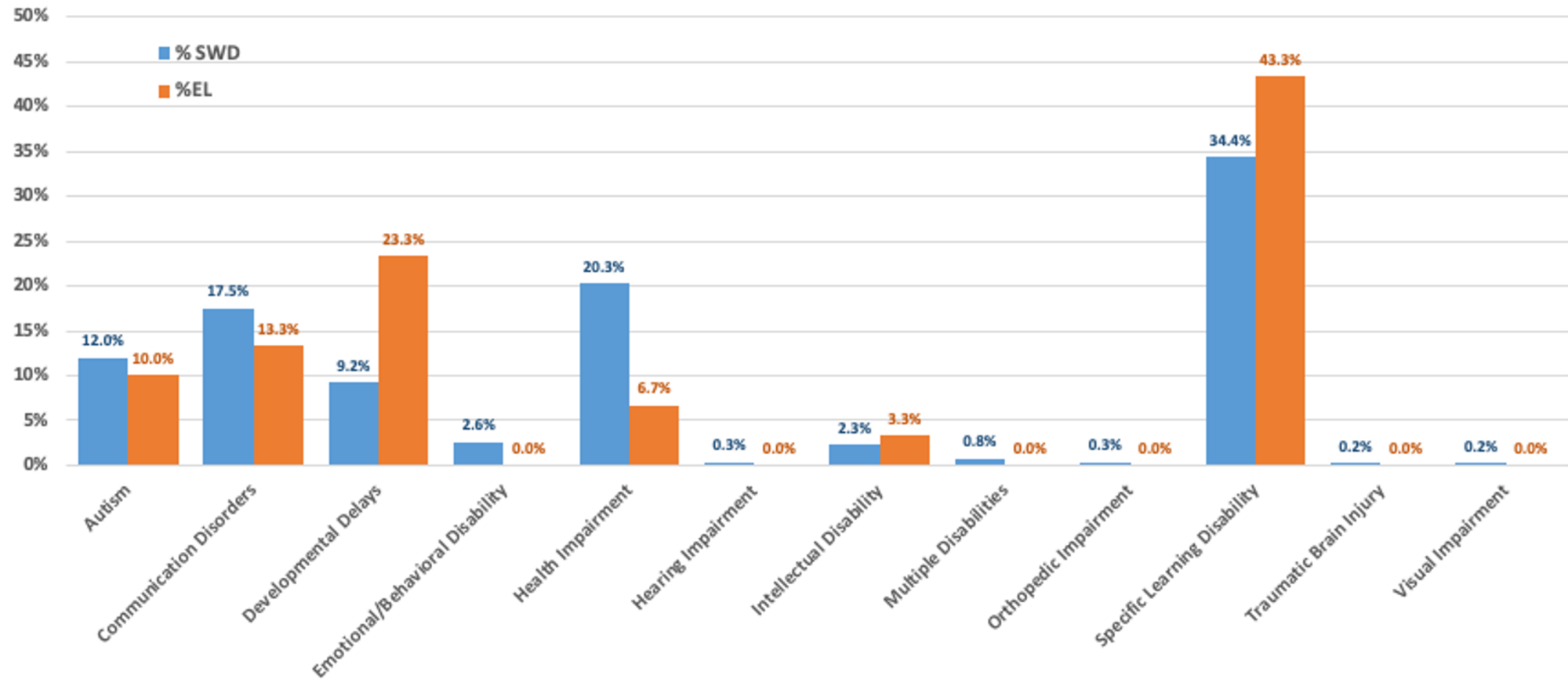
Percentage  
of  
student  
body

- 2016-2017: 16.0%
- 2017-2018: 15.7%
- 2018-2019: 16.1%
- 2019-2020: 16.5%
- 2020-2021: 15.6%
- 2021-2022: \*14.6%

\*Preliminary

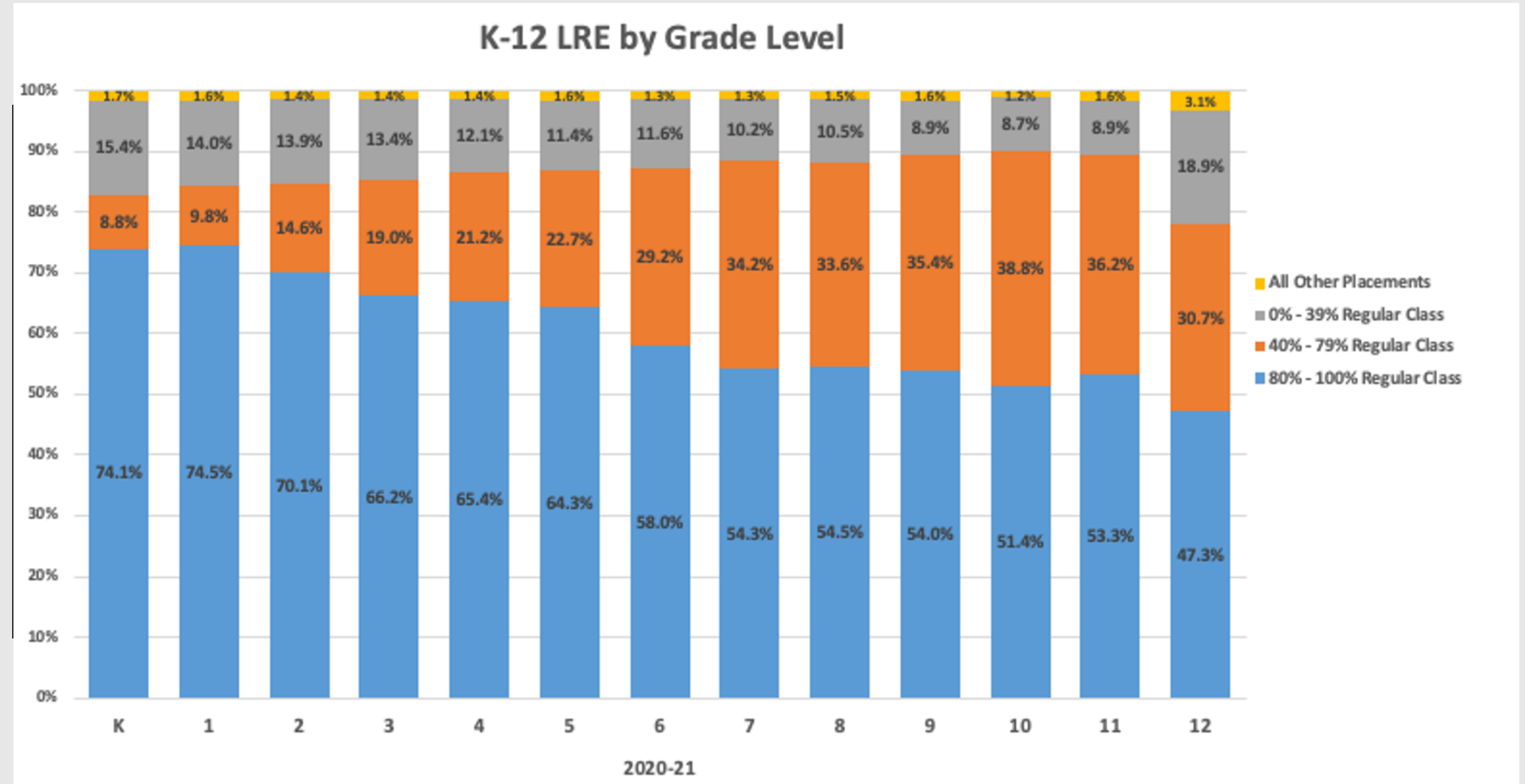
# Special Education – Demographics (cont.)

K-12 Students with Disabilities by Disability Category and English Learners with IEPs



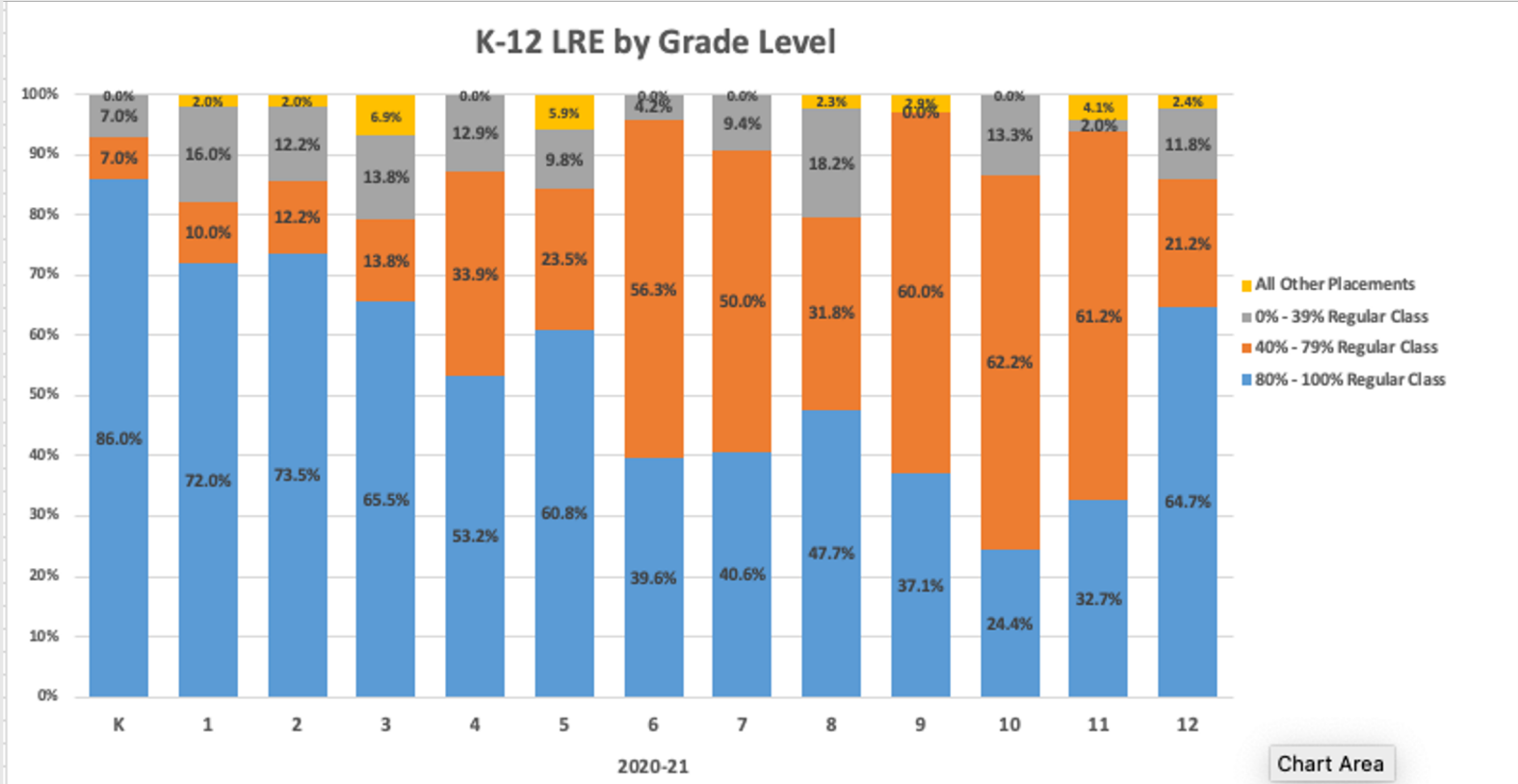
2020-21

# Special Education WA State: Least Restrictive Environment





# Special Education SCSD: Least Restrictive Environment



# Special Education - Trends

- ASSIST population
  - Utsalady Elementary School
    - 2017-2018: 18 students
    - 2018-2019: 15 students
    - 2019-2020: 22 students
    - 2020-2021: 22 students
    - 2021-2022: 32 students
- Behavior program
  - Elger Bay Elementary
    - 2017-2018: 7 students
    - 2018-2019: 9 students
    - 2019-2020: 11 students
    - 2020-2021: 15 students
    - 2021-2022: 14 students

# Special Education – Trends

- Out of district placements

- 2017-2018: 10

- 2018-2019: 8

- 2019-2020: 7

- 2020-2021: 8

- 2021-2022: 5

- Transition program

- 2017-2018: 16

- 2018-2019: 20

- 2019-2020: 21

- 2020-2021: 27

- 2021-2022: 26

# Special Education Funding – Safety Net

YEAR	Number of Students Submitted	Funds Recovered
2016-2017	11	\$208,225
2017-2018	14	\$309,211
2018-2019	20	\$559,434
2019-2020	21	\$623,038
2020-2021	21	\$721,349

# Health Services

# Nursing Support (Non-COVID)

- Move from 6 to 10 nurses
  - District Nurse/Assistant Director of COVID response
  - High need and medically fragile, including 2:1, and 1:1 nursing
    - 22 medically fragile students
    - 319 medically complex students
    - 2006 students with listed health concerns
  - Increase in diabetic population
    - Dexcom monitoring
  - Health screening
    - Lyon's
    - EVCC

# Nursing support (COVID related)

- Nurse at each building to monitor attendance and contact tracing
- Symptom assessment for staff and students
- Screened an average of 3000 people coming onto campuses each week.
- Rapid antigen and PCR testing
- Athletics testing program for middle and high schools
- Secured grant funding for additional support with contact tracing and increased FTE

McKinney-Vento/Foster Youth



<b>YEAR</b>	<b>Students qualified McKinney-Vento</b>	<b>Students qualified as foster youth</b>
2017-2018	139	
2018-2019	203	
2019-2020	123	29
2020-2021	150	40

# McKinney-Vento/Foster Youth

- Training with staff on identification
- Lack of housing
- Increase in domestic violence
- Eviction moratorium ending
- More qualified based on shared housing
- Increase in substance abuse and mental health
- Added challenges based on access related to COVID during hybrid

# Section 504

<b>YEAR</b>	<b>Students Qualified for Section 504</b>	<b>Percentage</b>
2016-2017	150	3.3%
2017-2018	169	3.7%
2018-2019	224	4.8%
2019-2020	262	5.4%
2020-2021	239	5.1%

# Section 504

- Skyward templates and tools
- OSPI and education on section 504
- Qualifying without documentation of disability
- 2021-2022 Committee to evaluate increases

Questions?